

Investors' deck

# Improve *The Keihin* Co. Ltd

TSE ticker: 9312

February 2026



# Who are we?

We are 3 French people representing a group of 75 French individual investors holding together **65300 shares**, i.e. more than **1% of the outstanding shares** of the company.

We would like to see an improvement on the way The Keihin Co is managed, in line with the Tokyo Stock Exchange guidelines from March 2023 recommending company managers *to be conscious of cost of capital and stock price.*

We want our effort to be constructive and aligned with the company management.

## The 3 campaign drivers:

Franck Cuillerier ([franckcuillerier@orange.fr](mailto:franckcuillerier@orange.fr))

César Mourot ([cesar.mourot@gmail.com](mailto:cesar.mourot@gmail.com))

Aurélien Beltrame ([aurelien.beltrame@gmail.com](mailto:aurelien.beltrame@gmail.com))

## Legal advisory:

Quentin Bertrand ([qb@visconti-grundler.com](mailto:qb@visconti-grundler.com))

# The Keihin Co

Keihin Co Ltd, a Japan-based company founded in 1948, focuses on logistics operations.

It's operating in its domestic market - Japan - for close to half of its business, while the rest of the activity is providing business around the world.

The core of the logistics operations are mainly land, sea, and air transport, customs clearance, and storage.

The company has demonstrated strong management and consistent profitability over the past decade.



**Current CEO:**  
**Mitsunobu Sugiyama**

# Our observations

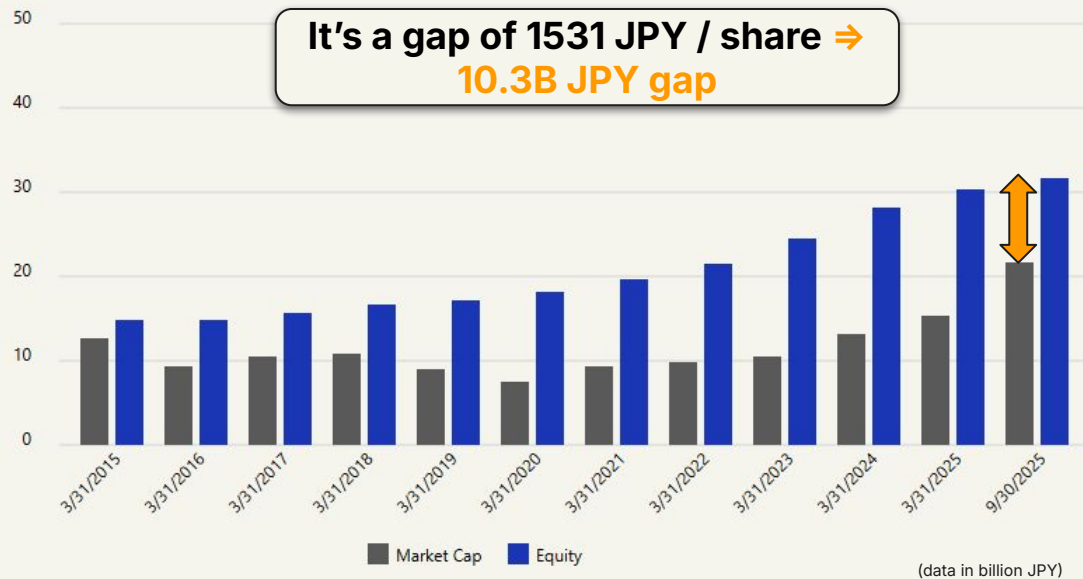
Our goal is to unlock  
the **hidden value** of  
the company

# A large discount...

Apparently there is a large discount between the book value and the market capitalization...

With a gap wider than 1531 JPY/share, we are close to a **10 Billion JPY** gap!

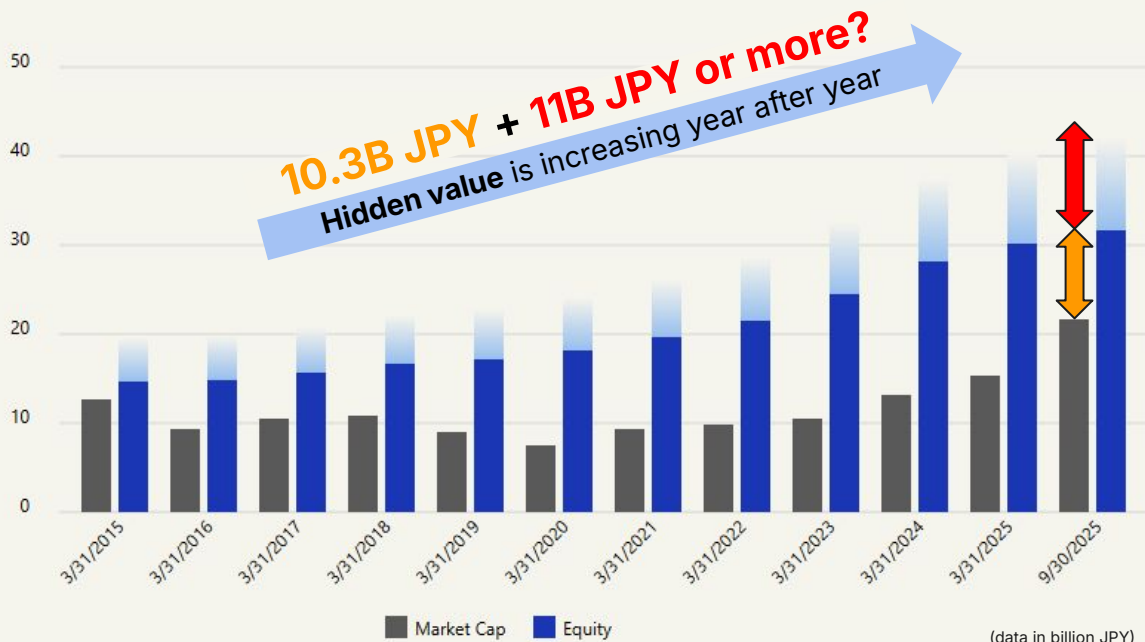
*Update - 2026:* our campaign reduced the gap by 6 Billion.



# ...and it's underestimated

... in reality it's underestimated due to the amortization of the owned real estate (warehouses) and no reevaluation for years.

We expect the gap to be wider by at least **11 Billion JPY**!



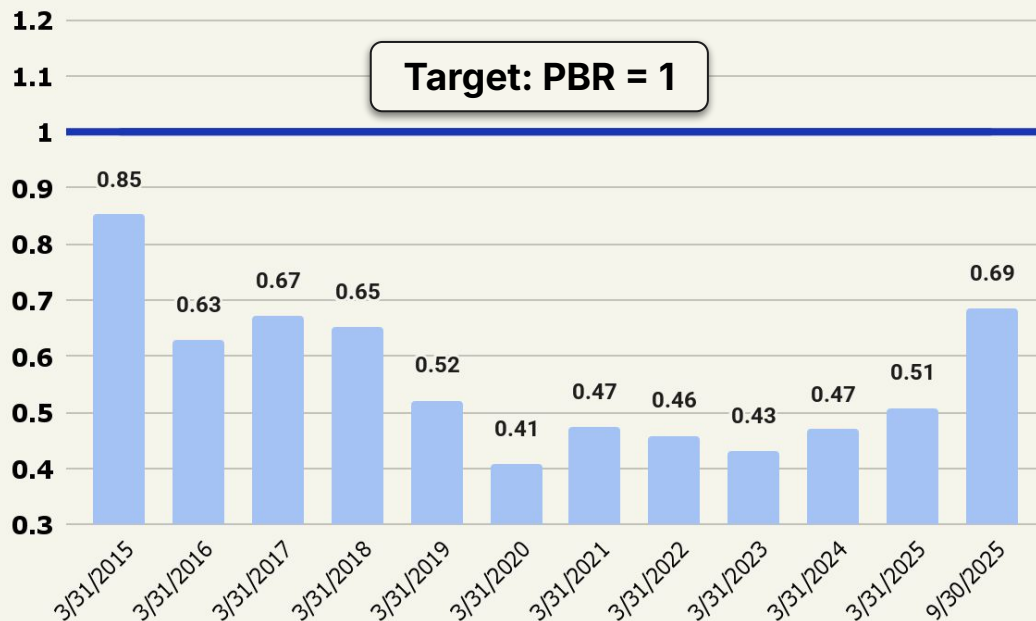
# A declining Price to Book ratio

In 2023, the Tokyo Stock Exchange called on listed companies to reform and optimize their capital utilization.

A key metric under scrutiny by the TSE Listing Department is the **Price-to-Book Ratio (PBR)**, which should **meet or exceed a threshold of 1**.

However, the company has yet to take **any concrete measures** to drive an increase in its PBR while **the current trend is decreasing!**

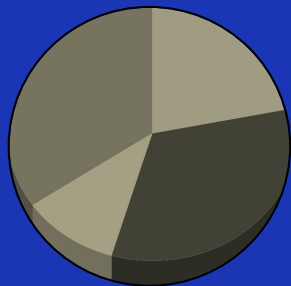
*Update - 2026:* ratio is improving but far from the target.






# Our suggestions

# Let's push for 4 improvements!



## Launch a share buyback program

The most accretive action to close the discount



## Increase the dividend

And set a minimal payout ratio



## Publish an updated real estate value

Let's evaluate the hidden gem of the company



## Improve the governance

Publish all IR documentation in English, including a strategic plan

# Share buyback program

By implementing an opportunistic but substantial share buyback program, it will help the company on two sides:

- **Bridge the gap:** reducing the current discrepancy between the stock price and the intrinsic value
- **Strengthen confidence:** send a positive signal to all shareholders or potential shareholders

For example, initiating a tender offer to repurchase **1 million shares at a price of 4,000 JPY per share.**

This represents a premium over the current stock price and would require an investment of 4 billion JPY.

Following the repurchase, these shares, representing 15.3% of the company's outstanding shares, should be canceled to enhance shareholder value.

# Dividend increase

Current situation: the company is profitable and operates with no debt. Maintaining excess cash reserves by retaining profits in reserves is unnecessary in the current environment.

Following the tender offer, we propose to establish an opportunistic share buyback program. This program would enable the company to repurchase shares monthly, depending on market liquidity.

In years when the buyback program cannot be fully executed due to lack of market liquidity or inadequate price, we suggest **to aim for a payout of 50%**, repurchasing shares or dividends.

*Update - 2026:* the company improved their shareholder return policy by raising the dividend to 100 JPY/share.

# Real-estate value

Lands and buildings owned by the company represent a **massive value** of the company balance sheet. They are the main tangible assets of Keihin Co.

A detailed list of them along with their current market value should be published to the shareholders. It will help the market to understand the true value of the company.

To minimize costs for the company, the audit could be conducted internally by leveraging comparable market figures.

We believe a less detailed assessment, compared to an external audit, would be an acceptable and practical approach.

# Governance improvement

Although the value of this action cannot be quantified in advance, **publishing all company documents in English** would offer significant benefits:

- Show the company's commitment to engaging with all shareholders, including international investors.
- Attract new investors by reaching a broader base of institutional and individual investors, many of whom avoid companies that do not provide information in English.

We suggest to improve the existing IR English page by adding the following documents:

- a 3-year or **5-year strategic plan**,
- all quarterly documents currently shared in Japanese,
- reportings about any progress **to match the TSE recommendations**
- any documents related to the **cost of capital**, the **cash flow allocation**, and any strategic decisions

# Other companies are doing it!

## Best-in-class listed comparables

As of 19-12-2024

	Senko Group (9069)	Hamakyorex (9037)	Nikkon Holdings (9072)	Sankyu Inc. (9065)	Seino Holdings (9076)	Sumitomo Warehouse (9303)	Keihin Co (9312)
<b>PBR</b>	<b>1,21</b>	<b>1,12</b>	<b>1,02</b>	<b>1,00</b>	<b>0,95</b>	<b>0,85</b>	<b>0,69</b>
Using low interest indebttness	✓	✓	✓	✓	✓	✓	✗
Strategic plan (3 / 5 years) disclosed	✓	✓	✓	✓	✓	✓	✗
Pay-out <sup>(1)</sup>	40%	28%	40%	41%	128%	64%	22%
Objective of reducing cross-shareholdings	not disclosed	not disclosed	✓	not disclosed	not disclosed	✓	✗
Repurchasing shares	✓	✓	✓	✓	✓	✓	✗
IR website in English	✓	✓	✓	✓	✓	✓	✗

<sup>(1)</sup> last full year

At least **6 other Japanese companies** operating in the logistics business have setup actions in order to raise their PBR and keep it at a level >1.

We do not want that The Keihin Co stay as-is while the competitors are improving their governance and their strategic setup.

## Our expectation after these improvements

Conservative target price: 100% of shareholders' equity - without considering the added value of real estate (with fair value disclosed)

⇒ **5000 JPY / share ⇔ X1.5** on the current stock price (3300 JPY\*)



# Improve The Keihin Co

**PBR = 1  $\Leftrightarrow$  5000 JPY / share**



## BUYBACK PROGRAM

First step to reveal the hidden value



## INCREASE THE DIVIDEND

Second step to keep it



## ASSESS THE REAL ESTATE VALUE

Third step to optimize it

Close the 10 Billions JPY gap between the current market capitalization and the **true value** of the company

Governance improvements: all shareholders receive strategic informations in Japanese **and English** including the disclosure of a 3 or 5-year strategic plan

# Thank you for reading this!

Stay tuned for the next news...

# Legal Disclaimer

## IMPORTANT INFORMATION

This document has been provided for information purposes only and may not under any circumstances be relied upon by any person in evaluating the merits of investing or disinvesting *The Keihin Co., Ltd* securities. This document presents the analysis carried out by its authors, individual shareholders of *The Keihin Co., Ltd*, on the current financial situation and of the possible actions to be implemented to unlock value.

The material contained in the document does not constitute (i) an offer or invitation to buy or sell, or a solicitation of an offer to buy or sell, any security or other financial instrument and no legal relations shall be created by its issue, (b) a “financial promotion” for the purposes of the Financial Services and Markets Act 2000, (c) “investment research” as defined by the FCA handbook, or (d) an “investment recommendation” as defined by Regulation (EU) No 596/2014. This document does not recommend or suggest any investment strategy and does not express any investment recommendation or any opinion as to the current or future price of any investment and must not be treated as doing so by any person.

Any forward-looking statements in this document are based on assumptions which may not prove accurate and hypothetical scenarios which may not occur. The information in this document is provided “as is,” is subject to change at any time, and its authors have no duty to provide any recipient with notice of such changes, nor indeed is it obliged to undertake any changes.

This document, the information and analyses contained herein are not intended as tax, legal or investment advice. This document has been prepared without regard to the specific investment objectives, qualification, financial situation and needs of any particular recipient. The recipient should not rely on the information contained herein in connection with any investment decision.

The distribution of this document may be restricted by law in certain jurisdictions. Persons into whose possession this document comes are required to inform themselves about and to observe any such restrictions.

The authors of this document are not acting for or on behalf of any recipient of this document. The receipt of this document is not to be construed as the giving of investment advice by the authors to the recipient or to constitute any person a client of them. The authors are not responsible to any person for providing advice in relation to the subject matter of this document.

In any case, the recipient of this document should discuss with its professional legal, accounting, tax, or other adviser how it may be affected by the information herein and make its own assessment.

The information contained in this presentation is based upon proprietary research and analysis of public information conducted by the authors, the reasonableness of which must be evaluated by investors and prospective investors. Forward-looking information contained in this document, including all statements of opinion and/or belief, are based on a variety of estimates, assumptions, projections and predictions by the authors. These estimates and assumptions are inherently uncertain and are subject to numerous business, industry, market, regulatory, competitive, and financial risks that are outside of the authors's control. There can be no assurance that the assumptions will prove accurate.

The authors are shareholders of *The Keihin Co., Ltd*, and accordingly this document should not be viewed as impartial.

None of the authors or any of its advisers will be responsible or liable for any losses, whether direct, indirect or consequential, including loss of profits, damages, costs, claims or expenses, relating to or arising from the recipient's or any person's reliance upon any part of this document.

The information in this document has not been approved or verified by any regulatory authority, and no regulatory authority has endorsed these materials or passed upon the merits of an investment.